


LESSON SEVEN

Is this a desk?



Dialogue



Teacher: Is this a desk?

Mina: No, it isn't.

Teacher: What is it?

Mina: It's a table.



Patterns: *Listen and repeat.*

A.

1. A: Is he a student?

B: Yes, he's a student.



2. A: Are you a teacher?


B: No, I'm not. I'm a doctor.



3. A: Is this a mosque?
B: Yes, it's a mosque.



4. A: Is this a door?
B: No, it isn't. It's a wall.



5. A: Is this a classroom?
B: No, it isn't. It's a mosque.



B.

1. A: Is it a map?
B: No, it isn't.
A: What is it?
B: It's a door.



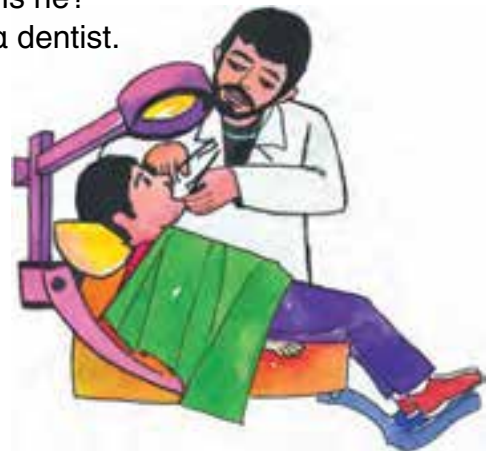
2. A: Are they tables?
B: No, they aren't.
A: What are they?
B: They're chairs.




3. A: Is it a bag?
B: No, it isn't.
A: What is it?
B: It's a fan.



4. A: Is he a teacher?
B: No, he isn't.
A: What is he?
B: He's a dentist.



5. A: Are they teachers?
 B: No, they aren't.
 A: What are they?
 B: They're students.



6. A: Are you a student?
 B: No, I'm not.
 A: What are you?
 B: I'm a nurse.



Oral Drills

Close your books. Listen to the tape. Ask and answer the questions. Follow the model.

A.

Model: Teacher: What is it?
 Student: It's a desk.

1. wall
2. table
3. chair
4. bag
5. desk

B.

Model: Teacher: What are they?
 Student: They're pens.

1. walls
2. doors
3. windows
4. tables
5. rulers

C. Look at the pictures and follow the model.

Model: A: What is he?
 B: He's a student.



1. A: ----- ?
 B: ----- .



2. A: ?
 B:



3. A: ?
 B:



4. A: ?
 B:



5. A: ?
 B:

D. Look at the pictures and answer the questions.

Model: A: Is this a box? B: No, it isn't.
 A: What is it? B: It's a pen.

1. A: Is this a fish? B:
 A: What is it? B:

2. A: Is this a dog? B:
 A: What is it? B:

3. A: Is this a shirt? B:
 A: What is it? B:



4. A: Is this a desk? B:
A: What is it? B:



5. A: Is this a classroom? B:
A: What is it? B:



Write It Down

A. Answer the questions. Follow the example.

Example: A: Is it a wall?
B: No, it isn't.
A: What is it?
B: It's a blackboard.
.....



1. A: Is it a door?
B:
A: What is it?
B:



2. A: Are they doors?
B:
A: What are they?
B:



3. A: Are they dentists?
B:
A: What are they?
B:

4. A: Are you a teacher?

كلاس الف



4. A: Are you a teacher?
 B: -----.
 A: What are you?
 B: -----.



5. A: Is she a dentist?
 B: -----.
 A: What is she?
 B: -----.



B. Make questions.

Example: A: What is it?
 B: It is a door.



1. A: -----?
 B: They are windows.

2. A: -----?
 B: He is a teacher.



3. A: -----?
 B: They are students.

4. A: -----?
 B: I am a student.



5. A: -----?
 B: She is a doctor.



C. Complete the short dialogues. Follow the example.

Example: A: Is it a book?
B: No, it isn't.
A: What is it?
B: It's a bag.



1. A: Is it a basket?
B:
A:?
B:



2. A: Are they blackboards?
B:
A:?
B:



3. A: Is he a student?
B:
A:?
B:



4. A: Are they teachers?
B:
A:?
B:



5. A: Is it a book?
B:
A:?
B:



Please Repeat

6

six

7

seven

8

eight

9

nine

10

ten



Speak Out

A. Look at the picture and complete the dialogue.

Teacher: Is this -----?

Student: No, it -----.

Teacher: What -----?

Student: It's -----.



B. Look at the pictures and follow the example.

Example: S₁: Is it a map?
S₂: No, it isn't a map.
S₁: What is it?
S₂: It's a ruler.



1. S₁: -----?
S₂: -----.
S₁: -----?
S₂: -----.

2. S₁: -----?
S₂: -----.
S₁: -----?
S₂: -----.

3. S₁: -----?
S₂: -----.
S₁: -----?
S₂: -----.

4. S₁: -----?
S₂: -----.
S₁: -----?
S₂: -----.



Read Aloud

/æ/

am	hat
map	cat
bag	

New Words and Expressions

classroom	six	no	What is he / are they?
dentist	seven	not	What is it / are they?
mosque	eight	this	What are you?
table	nine		
wall	ten		

Basic Structure

Statement: It is a door.

Question: Is it a door?

WH - Question: What is it?

Statement: He is a student.

Is he a student?

What is he?

Question: Is he a teacher?

Answers: No, he isn't. He's a student.

or


No, he's not a teacher.

LESSON EIGHT

What is this?



Dialogue



Patterns: *Listen and repeat.*

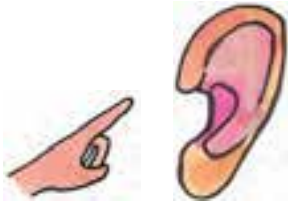


1. This is a glass.



2. That is a basket.






3. This is an ear.



4. That is an eye.



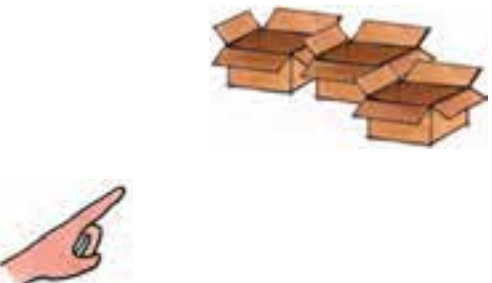
5. These are ears.



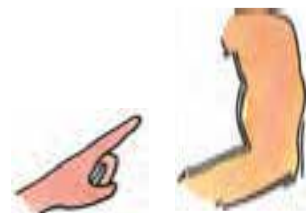
6. Those are eyes.



7. These are glasses.



8. Those are boxes.



9.A: What's this?
B: This is an arm.



10. A: What's that?
B: That is a hand.



11. A: What are these?
B: These are eggs.



12. A: What are those?
B: Those are hens.



Oral Drills

Close your books. Listen to the tape and substitute the words in the pattern sentences.

A.

This is an apple.

Model: egg

This is an egg.

1. ear
2. orange
3. egg
4. arm
5. apple

B.

That's a radio.

Model: door

That's a door.

1. blackboard
2. wall
3. pen
4. window
5. radio

C.

These are glasses.

Model: oranges

These are oranges.

1. boxes
2. pens
3. eyes
4. eggs
5. ears

D. Look at the pictures and follow the model.

Model: A: What is that?

Is it an apple?

B: No, it is an orange.



1. A: What is this?
Is it an apple?
B:



2. A: What is that?
Is it a ball?
B:



3. A: What is this?
Is it a cat?
B:



4. A: What are those?
Are they jackets?
B:



5. A: What are these?
Are they hens?
B:



6. A: What are those?
Are they dogs?
B:



Write It Down

A. Complete these sentences with **This** , **That** , **These** or **Those**.



1. ----- is an apple.



2. ----- is a radio.



3. ----- is an eye.



4. ----- are chairs.



5. ----- are apples.



B. Use "a" or "an" in these sentences.

1. It is ----- book.
2. This is ----- apple.
3. That is ----- orange.
4. It is ----- pen.
5. This is ----- car.

C. Look at the pictures and answer the questions.

Example: A: What is this?
B: It is a car.



1. A: What is this?
B: -----.



2. A: What are those?
B: -----.



3. A: What are those?
B: -----.




4. A: What are these?
B: -----.


5. A: What is that?
B: -----.



Speak Out

A. Look at the pictures and complete the dialogue.





B. *Now practice with a friend.*



Read Aloud

/ɪz/

boxes	buses
nurses	fishes
oranges	watches

New Words and Expressions

- | | | | |
|--------|-------|-------|------------|
| apple | that | an | Just fine. |
| arm | these | today | |
| ear | those | | |
| egg | | | |
| eye | | | |
| glass | | | |
| orange | | | |

Basic Structure

This is a car.

That is an apple.

These are cars.

Those are apples.

A: What is this / that?

A: What are these / those?

B: It's an apple.

B: They're eggs.

a		door
		book
		pen
		window
		desk

an		egg
		ear
		orange
		arm
		apple

LESSON NINE

I have an umbrella.



Dialogue



Parvin: Good afternoon.

Maryam: Good afternoon. How are you?

Parvin: Very well, thank you. And you?

Maryam: Fine, thanks. I have an umbrella. What about you?

Parvin: I have an umbrella, too.



Patterns: *Listen and repeat.*



1. I have a scarf.



2. You have a watch.



3. Mr Taban has a brother.



4. Miss Irani has a sister.



5. She has a dress.



6. We have a house.



7. They have a car.



Oral Drills

Close your books. Listen to the tape and substitute the words in the pattern sentences.

A.

I have a scarf.

Model: dress
I have a dress.

1. basket
2. watch
3. sister
4. brother
5. scarf

B.

She has a pencil.

Model: pen

She has a pen.

1. brother
2. sister
3. house
4. watch
5. pencil

C.

I have a car.

Model: you

You have a car.

1. Mr Javadi
2. We
3. Miss Irani
4. They
5. He
6. I

D. Look at the pictures and follow the model.

Model: (I)

I have a ball.



(she)

1. -----



(they)

2. -----



(you)

3. -----



(we)

4. -----



(I)

5. -----



Write It Down

A. Look at the pictures and complete the sentences.

Example: I have an umbrella.



1. He -----.



2. She -----.



3. You -----.



4. We -----.

5. Mina -----.



B. Complete the sentences with **have** or **has**.

1. I ----- an umbrella.
2. They ----- a car.
3. He ----- a brother.
4. You ----- a sister.
5. Mina ----- a dress.



Please Repeat

11

eleven

12

twelve

13

thirteen

14

fourteen

15

fifteen



Speak Out

A. Look at the picture and complete the dialogue.

A: Good afternoon.

B: ----- . How are you ?

A: ----- , thank you. ----- ?

B: Fine, ----- . I have ----- .
What ----- ?

A: I ----- , too.



B. Now practice with a friend.



Read Aloud

/ɑ:/

arm

car

are

scarf

New Words and Expressions

brother

eleven

Miss

has

very well

dress

twelve

have

Good afternoon.

house

thirteen

scarf

fourteen

sister

fifteen

umbrella

watch

Basic Structure

I

You

We

They

have a car.

He

She

Mina


has a watch.

LESSON TEN

Have you English today?



Dialogue



Amin: Hello, Ali. How are you today?

Ali: Just fine. Thank you.

Amin: How is school?

Ali: It is OK.

Amin: Have you English today?

Ali: Yes, we have. What about you?

Amin: No, we haven't.



Patterns: *Listen and repeat.*



1. A: Have you a bicycle?

B: Yes, I have.



2. A: Has Mina a glass?

B: No, she hasn't.

She has a plate.



3. A: Have I a notebook?
B: Yes, you have.



4.A: Have you a brother?
B: No, I haven't.
I have a sister.



5. A: Has she a bag?
B: No, she hasn't.
She has an umbrella.



6. A: Have they a car?
B: Yes, they have.



7. A: Have they a TV?
B: Yes, they have.



8. A: Has he a car?
B: No, he hasn't.
He has a bicycle.



Oral Drills

Close your books. Listen to The tape and substitute the words in the pattern sentences.

A.

I haven't a car.

Model: watch
I haven't a watch.

1. bag
2. computer

3. bicycle
4. pen
5. car

B.

I haven't a bicycle.

Model: You
You haven't a bicycle.

1. We
2. Mr Taban
3. They
4. Mrs Irani
5. I

C. Ask and answer the questions. Follow the model.

Model: Mina / sister
A: Has Mina a sister?
B: Yes, she has.

1. they / ball
2. you / watch
3. Ali / computer
4. Mr Amini / car
5. Mr Akbari / bicycle



Write It Down

A. Look at the pictures and answer these questions.

Examples:



A: Has Ali a radio?
B: Yes, he has.
He has a radio.



A: Has Mina a pencil?
B: No, she hasn't.
She hasn't a pencil.

1. A: Have you a jacket?

B: -----
-----.



2. A: Have they a ball?

B: -----
-----.



3. A: Has she a book?

B: -----
-----.



4. A: Have we a radio?

B: -----
-----.



5. A: Has he a bicycle?

B: -----
-----.



B. Complete these sentences. Use have or has.

Example: Mr Hamidi has a table.

1. She -----a brother.

2. He ----- an umbrella.

3. You ----- a watch.

4. We ----- a bicycle.

5. They ----- a car.

C. Complete these short answers.

1. Has Mina a sister?

Yes, -----.

2. Has Ali a book?

Yes, -----.

3. Have they a ball?

No, -----.

4. Have we a house?

Yes, -----.

5. Have you a watch?

No, -----.

D. Complete these questions.

1. Have you -----? (radio)

2. Has she -----? (ball)

3. Has -----? (watch)

4. Have -----? (umbrella)

5. Have -----? (book)



Speak Out

A. Look at the picture and complete the dialogue.

A: Hello, -----?

B: Just fine. -----.

A: -----?

B: It's OK.

A: -----?

B: Yes, ----- you?

A: No, we haven't.



A B

B. Now practice with a friend.



Read Aloud

/ɪ/

it	this
is	fish
	six

New Words and Expressions

bicycle
computer
English
notebook
plate
school
TV

Mrs

haven't

hasn't

How is school?

It is OK.

Basic Structure

Have	I you we they	a radio? Yes,	you I you they	have.
Has	he Mina she	a watch? No,	he she she	hasn't.

Review Exercises (1)

Structure

A. *Fill in the blanks using am, is or are.*

1. He ----- a doctor.
2. I ----- a student.
3. They ----- teachers.
4. It ---- a chair.
5. You ----- a teacher.
6. That ----- a ruler.

B. *Use a or an in these sentences.*

1. I have----- book.
2. He has ----- apple.
3. It is ---- egg.
4. She is ----- nurse.
5. We have ----- teacher.
6. This is ----- glass.

C. *Make questions with these words. You need more words.*

1. he / teacher
2. Mina / nurse
3. they / students
4. I / doctor
5. you / teacher
6. we / dentists

D. *Make negative sentences.*

1. you / teacher
2. she / nurse
3. I / student
4. it / apple
5. he / doctor
6. they / watches

E. *Complete these sentences.*

1. That is an eye. Those -----.
2. He is a teacher. They -----.

3. You are a student. ----- students.
4. I have a book. We -----.
5. This is a boy. ----- boys.

F. Use *have* or *has* in these sentences.

1. I ----- a watch.
2. Miss Irani ----- an umbrella.
3. Mr Taban ----- a brother.
4. We ----- a teacher.
5. You ----- a radio.
6. They ----- a house.

G. Look at the pictures and give short and complete answers with *Yes* or *No*.



1. Is he a student?



2. Is it an apple?



3. Are they oranges?



4. Are they pencils?

5. Are they nurses?



H. Ask questions. Follow the example.

Example: A: What is he?
B: He's a teacher.



1. A: -----?
B: She's a teacher.



2. A: -----?
B: They're doctors.



3. A: -----?
B: He's a dentist.



4. A: -----?
B: It's a door.



5. A: -----?
B: These are oranges.



6. A: -----?
B: Those are eggs.

I. Look at the pictures and follow the example.

Example: He has an apple.
(egg) Has he an egg?
No, he hasn't. He has an apple.



1. Amin has a radio.
(computer) -----?
No, -----.



2. They have a ball.
(radio) -----?
No, -----.



3. Miss Imani has a book.
 (ruler) -----?
 No, -----.



4. Amin has a car.
 (bicycle) -----?
 No, -----.

5. They have a book.
 (map) -----?
 No, -----.



Vocabulary

A. Complete these sentences. The first letter of each missing word is given.

1. I am a t - - - - - .
2. You are a s - - - - - .
3. It is an a - - - - - .
4. I have a b - - - - - .
5. It is a w - - - - - .
6. It is a w - - - - - .

B. Use these words in the sentences.

nurse, car, apple, doctor, watch

1. It is an -----.
2. They have a -----.
3. He is a -----.
4. Mina is a -----.
5. I have a -----.

C. Name the twelve things on the table .

Examples: a plate an umbrella

