

بِسْمِ اللَّهِ الرَّحْمَنِ الرَّحِيمِ

IN THE NAME OF ALLAH

اللَّهُمَّ صَلِّ عَلَى مُحَمَّدٍ وَآلِ مُحَمَّدٍ وَعَجِّلْ فَرَجَهُمْ

Vision 2

English for Schools

پایه یازدهم
دوره دوم متوسطه

Workbook






وزارت آموزش و پرورش
سازمان پژوهش و برنامه‌ریزی آموزشی

نام کتاب:	کتاب کار انگلیسی (۲) - پایه یازدهم دوره دوم متوسطه - ۱۱۱۲۳۱
پدیدآورنده:	سازمان پژوهش و برنامه‌ریزی آموزشی
مدیریت برنامه‌ریزی درسی و تألیف:	دفتر تألیف کتاب‌های درسی عمومی و متوسطه نظری
شناسه افزوده برنامه‌ریزی و تألیف:	سید بهنام علوی مقدم، رضا خیرآبادی، مهرک رحیمی و حسین داوری (اعضای گروه تألیف) - علیرضا کاهه (ویراستار ادبی)
مدیریت آماده‌سازی هنری:	اداره کل نظارت بر نشر و توزیع مواد آموزشی
شناسه افزوده آماده‌سازی:	احمد رضا امینی (مدیر امور فنی و چاپ) - جواد صفری (مدیر هنری) - علی بخشی (طراح گرافیک، طراح جلد و صفحه‌آرا) - علیرضا کاهه و حمید ثابت کلاچاهی (امور آماده‌سازی)
نشانی سازمان:	تهران: خیابان ایرانشهر شمالی، ساختمان شماره ۴ آموزش و پرورش (شهید موسوی) تلفن: ۸۸۸۳۱۱۶۱-۹، دورنگار: ۸۸۳۰۹۲۶۶، کد پستی: ۱۵۸۴۷۴۷۳۵۹ وبگاه: www.chap.sch.ir و www.irtextbook.ir
ناشر:	شرکت چاپ و نشر کتاب‌های درسی ایران - تهران: کیلومتر ۱۷ جاده مخصوص کرج - خیابان ۶۱ (داروپخش) تلفن: ۴۴۹۸۵۱۶۱-۵، دورنگار: ۴۴۹۸۵۱۶۰، صندوق پستی: ۳۷۵۱۵-۱۳۹
چاپخانه:	شرکت چاپ و نشر کتاب‌های درسی ایران «سهامی خاص»
سال انتشار و نوبت چاپ:	چاپ نهم ۱۴۰۴

شابک ۹۷۸-۹۶۴-۰۵-۲۷۷۷-۱
ISBN: 978-964-05-2777-1



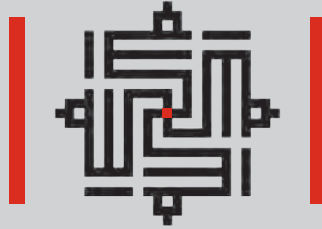
پیشتر به زبان (خارجی) احتیاج نبود.
امروز احتیاج است. باید زبان‌های
زندهٔ دنیا جزء برنامهٔ تبلیغات مدارس
باشد... امروز مثل دیروز نیست که
صدای ما از ایران بیرون نمی‌رفت.
امروز ما می‌توانیم در ایران باشیم و
در همه جای دنیا با زبان دیگری
تبلیغ کنیم.

امام خمینی «قُدَسِ سِرَّة»

کلیه حقوق مادی و معنوی این کتاب متعلق به سازمان پژوهش و برنامه‌ریزی آموزشی وزارت آموزش و پرورش است و هرگونه استفاده از کتاب و اجزای آن به صورت چاپی و الکترونیکی و ارائه در پایگاه‌های مجازی، نمایش، اقتباس، تلخیص، تبدیل، ترجمه، عکس‌برداری، نقاشی، تهیه فیلم و تکثیر به هر شکل و نوع، بدون کسب مجوز از این سازمان ممنوع است و متخلفان تحت پیگرد قانونی قرار می‌گیرند.



نظرسنجی کتاب‌درسی



وَمِنْ آيَاتِهِ خَلْقُ السَّمَاوَاتِ وَالْأَرْضِ وَاخْتِلَافُ
الْسِّنَتِكُمْ وَالْوَانِكُمْ، إِنَّ فِي ذَلِكَ لَآيَاتٍ لِّلْعَالَمِينَ

روم، ۲۲

و از نشانه‌های قدرت خداوند، آفرینش آسمان‌ها و زمین و نیز
تفاوت زبان‌ها و رنگ‌های شما انسان‌هاست؛ و به تحقیق در همه
اینها نشانه‌هایی از حکمت الهی برای دانشمندان نهفته است.

And of Allah's Signs of Power is the creation of the heavens and
the earth and also the variation of the languages and the color of
you people; verily, in all these are Signs for men of knowledge.

برگرفته از ترجمه مرحومه دکتر طاهره صفارزاده

Hello

Chao

Bonjour

سلام

Hallo

こんにちは

LESSON 1

Three decorative white dotted lines are scattered across the upper half of the red background. One line starts near the top left and curves towards the center. Another line starts near the top left and curves towards the right. A third line starts near the top left and curves towards the bottom right.

Understanding People

Get Ready

A. Find 6 languages below:

Asia, European,
Arabic, China,
Persian, American,
Italy, Spanish,
Japanese, German,
Egypt, Continent,
Russian, Belgium,
Australia

B. Mark the regions
where people mainly
speak these languages.





Reading Comprehension

Learning a new language doesn't always mean sitting in the classroom and studying language books. In fact, language teachers suggest that you do plenty of extra learning outside of school, places like your home or a library near you. There are a number of ways to improve your understanding of the language. For example, if you want to improve your English or any other foreign languages, you should consider some of these hints. If you add a few of these ideas to your day-to-day language learning, you'll certainly see some improvement.



- Get a good dictionary. A dictionary is your best friend while you're learning English.
- Read a lot. Reading is a great way of practicing your English in your own time. Books and newspapers are useful to improve your English.
- Label things in your house. Buy a pack of labels and then write the name of items on them, such as phone, window, etc. This is great for beginners.
- Practice English whenever you can. It's important that you don't leave your English learning inside the classroom. Make sure you never escape learning.
- Write every day. Try and write something every day using new words and grammar that you've learned.
- Watch television and movies and listen to good radio programs.
- Practice every day. Make yourself a study plan. Decide how much time a week you are going to study.
- Don't be afraid to make mistakes. Be confident when speaking or writing in English.
- Practice all four language skills: Reading, writing, speaking and listening.



A. True or False

- 1- Classroom is the only place to learn a foreign language. T ☐ F ☐
- 2- You can improve your English if you use different types of media. T ☐ F ☐
- 3- Writing the name of things on them is a useful way to learn new words. T ☐ F ☐

B. Scan and answer the questions.

- 1- How many learning hints are suggested in this text?
- 2- Name two house parts mentioned in the text.
- 3- How many times did the word 'language' appear in the text?

C. Scan and answer the following questions.

1. What is your best friend in learning a foreign language?
.....
2. Which places are better to learn English?
.....
3. Find four language skills in the text.
.....

Part II

Vocabulary

A. Odd one out.

1. region, part, area, planet
2. China, Belgium, England, Europe
3. belief, brain, wish, feeling
4. moon, century, year, month
5. hundred, million, many, ten

B. Match columns A and B.

A

exchange

native

vary

understand

farming

meet

B

speakers

the language

the needs

knowledge

region

greatly

C. Put the words in three groups considering their meanings.

email, Persian, telephone, Africa, letter, Arabic,
French, Asia, Europe, mobile phone, America,
Spanish

.....
.....
.....
.....



D. These words are ‘hello’ in six different languages. Match the words with the maps and name their languages.

German / Spanish / French / Italian / Indian / Japanese

Bonjur

Hola

Hallo, guten Tag

Ciao

Namaste


Konnichiwa



E. Fill in the blanks with the given words. Make the necessary changes.

popular, exist, point, percent, region, range

1. In this shop, prices from 10 to 50 dollars.
2. This artist is quite among young people.
3. In winter, birds fly to Southern of the country.
4. More than 80 of people have access to the Internet.
5. There is no sign that life on other planets.



Part III

GRAMMAR

A. Look at the pictures. Complete the following sentences.

1. I bought



2. There are



3. There is





4. Mahsa is going to eat



B. Complete the following sentences with appropriate units and measure words.

1. I should drink every day. (water)
2. I eat every week. (cake)
3. My father buys every month. (meat)
4. I eat for breakfast. (bread)
5. She ate yesterday. (melon)



Part IV

Pronunciation

A. Read the numbers with appropriate stress.

13

18

20

40

60

90



Part V

Writing

A. Read the following sentences. Put (S) for subjects, (O) for objects, (V) for verbs and (Adv) for adverbs.

1. The man is eating lunch quickly.
2. We study English hard.
3. The old woman fell down.
4. The baby laughed very loudly.
5. I cooked the cake in the kitchen last Sunday.



B. Read the *Reading* in Student Book. Underline 5 subjects, circle 5 verbs and double underline 5 objects.

C. Fill in the blanks with appropriate nouns and verbs.

1. speaks very well.
2. Shahin bought some yesterday.
3. wrote a to his brother.
4. Many live in

D. Unscramble the following sentences.

1. bread / much / your mother / does / how / need?

.....

2. like / I / to drink / of / water / glass / a.

.....

3. cars / are / lots / there / in / street / the / of ?

.....

4. has / she / two / thirty / classmates / her class / in.

.....

5. saw / of / lot / my friends / a / chickens / the / in / yard.

.....

E. Look at the pictures and write appropriate sentences for each one.

1. every morning.



2. now.



3. yesterday.



4. next Friday.





Three white dotted lines of varying lengths and curves are scattered across the upper half of the red background.

LESSON 2

A Healthy Lifestyle

Get Ready

Match sentences with pictures.

1. Eat balanced proportion of food.
2. Drink enough water a day.
3. Quit bad habits.
4. Eat dinner before 7:30.
5. Sleep enough.



A. Write the name of five healthy food.

.....

.....

.....

.....

.....

B. Write the name of five sports.

.....

.....

.....

.....

.....

Part I

Reading Comprehension

.....

The modern lifestyle has had both positive and negative effects on people's lives. Modern technologies have enabled us to have easy access to information, become more creative, experience fast communication, travel easier, and have a more comfortable life. Have you ever imagined a world without the Internet, tablets, mobile phones, airplanes, and vacuum cleaners? Most people cannot do that, as technology is the miracle of our time.

But using new technologies has changed people's lifestyle in a harmful way in this century as well. Some technologies are dangerous to our health and can harm our body. Using mobile phones or surfing the Internet for long hours can increase people's blood pressure and cause sleep problems. Playing video games for long hours makes people nervous and harm their heart and nervous system. Listening to music by headsets can be harmful to one's hearing and even brain.



Using technology in a wrong way has created bad habits and new types of addictions. It is not strange now to call someone an Internet or mobile addict. Technology addicts are people with serious problems to control themselves to use various kinds of technology, in particular the Internet, smartphones, tablets and laptops. Technology addicts do not like to socialize with people; instead, they prefer to be alone and spend lots of their time working with their devices. This makes them depressed and impatient.

Specialists have found different ways to cure technology addicts. To avoid this type of addiction, people should spend more time with their friends and family members, do daily exercise, and limit the time of working with technologies. They also need to enjoy nature more and have regular plans to travel.



A. True or False

1. Technology has only negative effects. T ☐ F ☐
2. Listening to music is harmful. T ☐ F ☐
3. Technology may cause depression. T ☐ F ☐

B. Answer the following questions.

1. Who is a technology addict?
.....
2. Are there any cure for technology addicts?
.....
3. What types of technologies do you use?
.....

C. Write the main ideas of paragraphs 2 and 3.

.....

.....

D. Skim the text and write a topic for it.

.....

Part II

Vocabulary

A. Match the definitions with the words.

1. relating to the emotions
2. without worry
3. with all parts existing in the correct amounts
4. happening or starting a short time ago
5. relating to the body



B. Odd one out.

- | | | | | |
|----|---------------|-------------|-------------|-------------|
| 1. | a. create | b. increase | c. prevent | d. improve |
| 2. | a. harmful | b. valuable | c. friendly | d. worthy |
| 3. | a. percent | b. number | c. measure | d. society |
| 4. | a. depression | b. health | c. diet | d. wellness |
| 5. | a. always | b. usually | c. often | d. rarely |

C. Match the columns to make new words.

A

re

un

im

in

dis

mid

B

possible

direct

night

happy

do

able



D. Put the phrases under the correct columns.

checking general health
smoking
praying
playing too much video games

eating junk food
hanging out with friends
doing daily exercise
gaining weight

Healthy
lifestyle



Unhealthy
lifestyle



E. Fill in the blanks with the given words.

depressed, diet, serving, heart attack, pressure

1. You need to have vitamins and minerals in your
2. The dish has about 250 calories per
3. The nurse will take your blood
4. You almost gave me a there!
5. I was at the thought of all the hard work ahead.



F. Complete the following verbs with a noun, adjective, or adverb.

1. gain
2. increase
3. measure
4. live
5. check

Part III

Grammar

A. Fill in the blanks with the correct form of the verbs.

1. Sheida (finish) reading the book yet.
2. Have you ever (read) that storybook?
3. The workers (work) in this factory for 25 years.
4. Reza (find) a job yet.
5. I (go) to school since ten years ago.

B. Look at Amir's list of the things he has to do today. Write what he has done and what he hasn't yet.



Example: Amir has pressed his shirt.
He hasn't washed his bike yet.

1.
.....
2.
.....

C. Answer the following questions.

1. Have you ever traveled to Yazd?
2. Have you ever read Shahnameh?.....
3. Has your mother ever cooked any Indian food?.....
4. Has your father ever been to Bushehr?.....



D. Look at the pictures and fill in the blanks with appropriate two-word verbs using 'present perfect tense'.

1. They yet.



2. I



3. He



4. My brother yet.



Part IV

Pronunciation

A. Say the phrases with stress over both parts.

1. Look out!
2. Come back!
3. Sit down!
4. Go away!
5. Take care!



Part V

Writing


A. Circle the gerunds.

- Reza is tired of hearing that old story.
- Mahsa was watching TV.
- Don't worry about washing the dishes.
- Thank you for coming soon.
- He's going to the park now.



B. Complete the following sentences.

1. Jane enjoys (plan) for the future.
2. He is good at (change) flat tires.
3. She goes (swim) every other week.
4. Thank you for (help) me.
5. Our teacher can speak two hours without (use) notes.



C. Complete the following sentences with gerunds. Make the necessary changes.

read paint shut stop meet

- 1- My uncle is thinking of his house.
- 2- that book was very interesting.
- 3- Do you mind the window, please?
- 4- He drove two hundred miles without
- 5- I've really enjoyed you.



D. Read the ‘text’ and find all gerunds.

.....

.....

.....

.....

.....

.....







LESSON 3

Art and Culture

Get Ready

A. People greet each other differently around the world. In the following, you can see some ways of greeting. Now, match the pictures with their greeting actions.

handshaking



bowing



hugging



pressing one's palms together



B. Where can you see these greeting actions?



Part I

Reading Comprehension

Cultures and Lifestyles

Culture is a system of shared beliefs that are common in a society. Often, we think of the food, music, clothing, and holidays that are common in a society as its culture, but these are only some of the elements. Other elements include customs, values, behaviors, and artifacts. Culture is, therefore, a combination of thoughts, feelings, attitudes, and beliefs.

With more than 190 countries and 7 billion people on earth, it is not hard to imagine that many cultures exist. No matter where you go around the world, you will face people, lifestyles and cultures that are different to what you have. People around the world have very different lives and ways of living. They have different beliefs and customs. So they usually live and behave according to what they believe to be right and wrong.





Learning to respect other cultures is important for having new experiences and learning about the world. One of the first steps to learn about other cultures is to simply accept that there are many different cultures exist other than our own culture. One of the most important ways to learn to become respectful of other cultures is to spend some time reflecting on our own. Then it is important to understand something about other cultures.

For those who want to learn about other cultures, but do not know where to start, a great place to start is reading about the cultures that interest them. In today's world if we all are able to know about other cultures, and respect them, life would be easier for most of us.

A. True or False

1. Culture is only a combination of food, clothing and holidays.

T ☐ F ☐

2. Different people of the world may have different cultures and lifestyles.

T ☐ F ☐

3. Respecting other cultures often makes our lives easier.

T ☐ F ☐



B. Scan the 'text' to find the following information.

1. How many countries are there in the world?

.....

2. What are the elements of culture?

.....

3. How can we start learning about other cultures?

.....



C. Find what these words refer to.

1. its (paragraph 1):

2. they (paragraph 2):

3. them (paragraph 4):

Part II

Vocabulary

A. Read the 'text' and find antonyms for the following words.

1. similar
2. false
3. finish
4. unimportant



B. Odd one out.

- | | | | | |
|----|------------|------------|------------|------------|
| 1. | a. nation | b. society | c. country | d. economy |
| 2. | a. produce | b. create | c. collect | d. make |
| 3. | a. vast | b. beauty | c. great | d. large |
| 4. | a. right | b. true | c. wrong | d. correct |

C. Match the columns and write the correct forms of the words.

A

B

culture	-al
simple	-ity
skill	-ly
diverse	-ful
Iran	-ist
tour	-ian



D. Scan the ‘text’ for the suffixes of -ing and -ly.

.....

.....

.....



E. Complete the following verbs with a suitable noun.

1. respect.....
2. reflect on.....
3. weave.....
4. appreciate.....
5. name

Part III

Grammar

A. Complete the following sentences.

1. If my brother (go) out with his friends tonight, I (watch) the football match on TV.
2. I (earn) a lot of money if I (get) a good job.
3. If Kate (hurry / not), she (miss) the bus.
4. If we (meet) them tomorrow, we (say) your hello.
5. The air (be) clean if people (use) public transportation.



B. Complete the following conditional sentences.

1. If I learn English well,
2. If I see my first English teacher,
3. I won't pass my exam if
4. I will go to Mashhad if



Part IV

Pronunciation

Read the following sentences with the appropriate intonation.

1. If you study hard, you can pass your exam.
2. If it rains, we will stay at home.
3. You won't get the train if you don't hurry up.



Part V

Writing

A. Complete the sentences with the appropriate forms of the following verbs.


hope

agree

plan

begin

- Mark to learn Spanish when he was 40.
- I am to go to Ardebil.
- The bank to lend him fifty million Rials.
- Maryam is seventeen and she to be a translator.



B. Complete the sentences with infinitive forms of the following verbs.

see

swim

use

make

- It is not dangerous in the pool.
- I am surprised my teacher again.
- My brother was really sorry that mistake.
- It is easy this machine.



C. Different people want Amir to do different things. Complete the sentences.


write an essay

eat fast food

turn on the computer

go to the market with her

- The teacher told Amir
- His little brother asked
- His parents advised
- His grandmother wants.....



D. What do your parents want you to do/be in life ?

1.

2.

3.

4.

5.

6.



E. Read the ‘text’ and find all infinitives.

.....

.....

.....

.....





Ministry of Education of Islamic Republic of Iran
Organization for Educational Research and Planning (OERP)

Authors:

Seyyed Behnam Alavi Moghaddam

(Faculty member of OERP)

Reza Kheirabadi

(Faculty member of OERP)

Mehrak Rahimi

(Faculty member of Shahid Rajaee Teacher Training University)

Hossein Davari

(Faculty member of Damghan University)

2025



اجزای بسته آموزشی

کتاب کار

کتاب دانش آموز

کتاب معلم

لوح فشرده دانش آموز

لوح فشرده معلم



Notes

This image shows a full page of white paper with horizontal dotted lines, typical of primary school writing paper. The lines are evenly spaced and run across the width of the page. There are no margins, text, or other markings on the paper.

Notes

.....

.....

.....

.....

.....

.....

.....

.....

.....

.....

.....

.....

.....

.....

.....

.....



معلّمان محترم، صاحب نظران، دانش آموزان عزیز و اولیای آنان می توانند
نظر اصلاحی خود را درباره مطالب کتاب های درسی از طریق سامانه
«نظرسنجی از محتوای کتاب درسی» به نشانی «nazar.roshd.ir» یا نامه
به نشانی تهران - صندوق پستی ۴۸۷۴ - ۱۵۸۷۵ ارسال کنند.

سازمان پژوهش و برنامه ریزی آموزشی