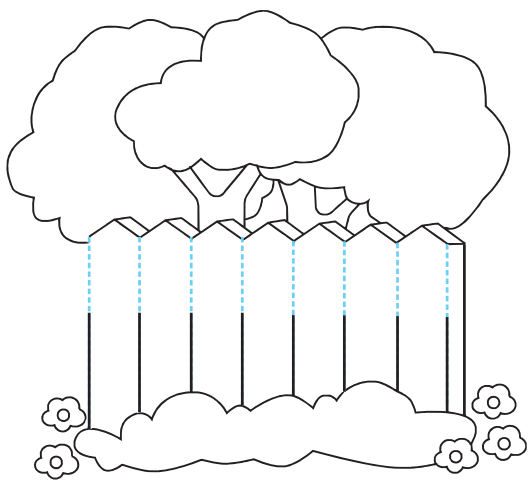
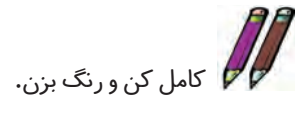
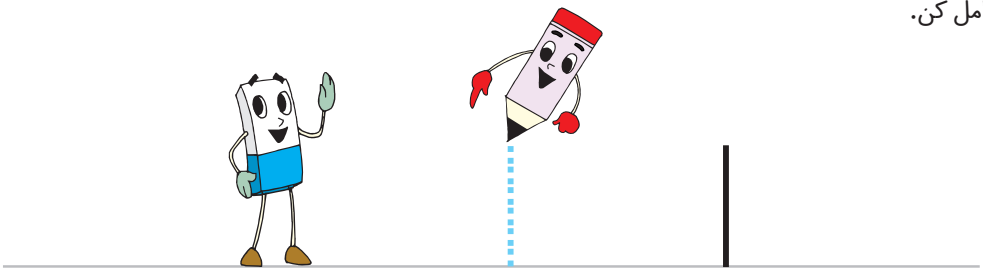


* به پدر و مادر خود نیکی کنید.
قرآن کریم

بخش ۱

نگاره‌ها



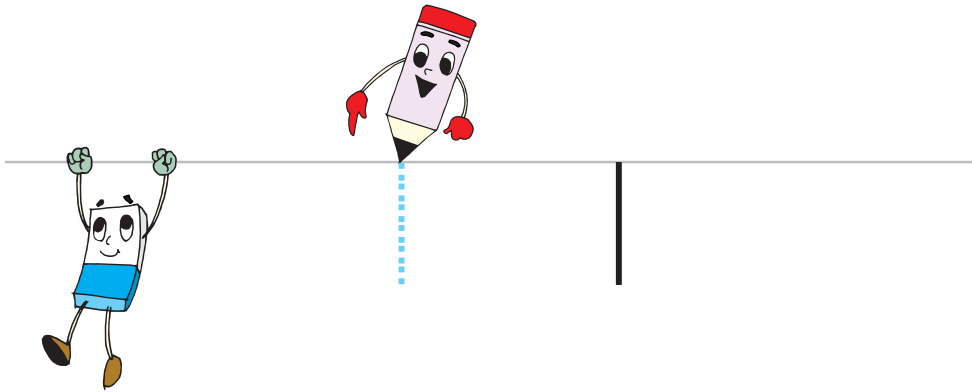



Handwriting practice lines consisting of a top row with vertical tick marks and a downward arrow, followed by three horizontal blue lines.

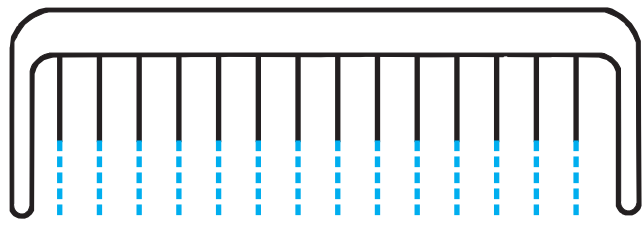





کامل کن. 





کامل کن و رنگ بزن. 



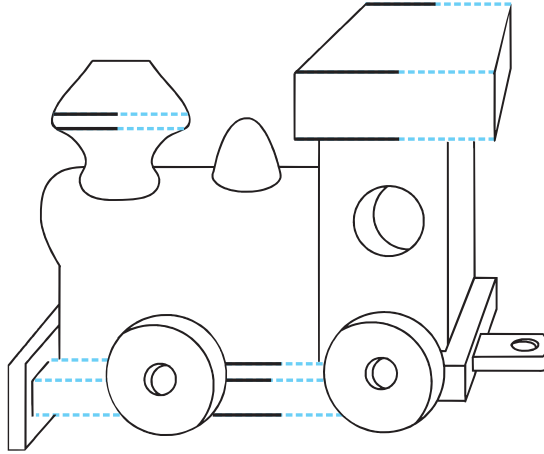
بنویس. 



کامل کن.



کامل کن و رنگ بزن.

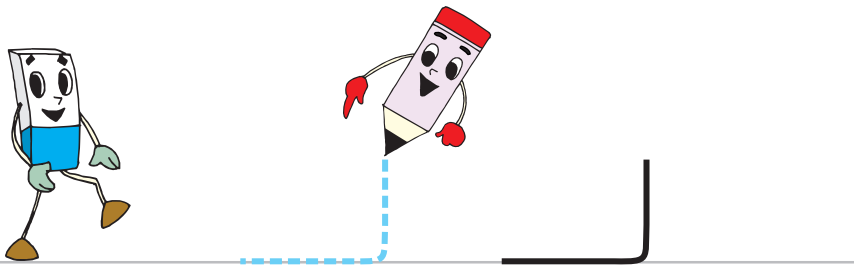



بنویس.






کامل کن. 



کامل کن و رنگ بزن. 



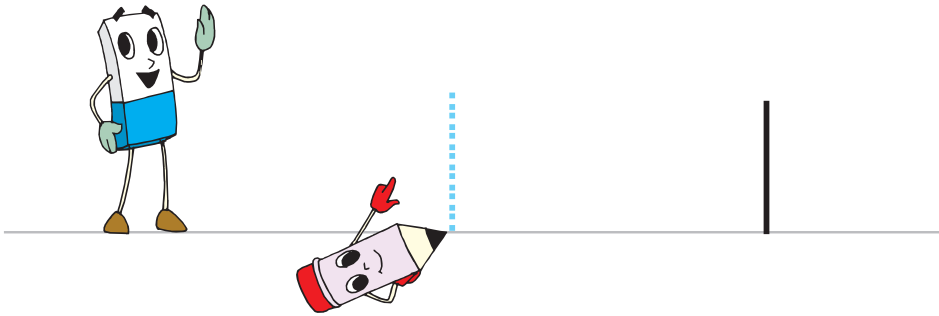
بنویس. 

Handwriting practice lines with a row of 'ز' characters for tracing and three empty lines for independent writing. Includes a vertical column of four empty boxes on the left.




سلام
دوست من!

کامل کن.



کامل کن و رنگ بزن.




بنویس.





Handwriting practice lines consisting of a top line, a middle line, and a bottom line. The top line has vertical tick marks. A red vertical line and an upward arrow are on the right side.






کامل کن. 



کامل کن و رنگ بزن. 



بنویس. 

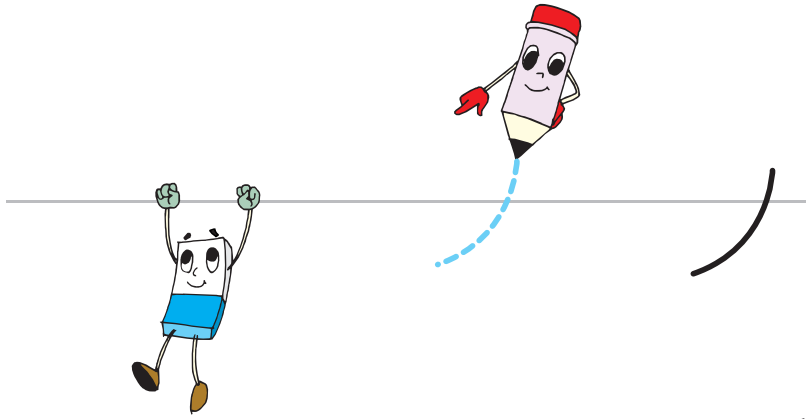


Handwriting practice lines with a red pencil icon at the end of the top line.

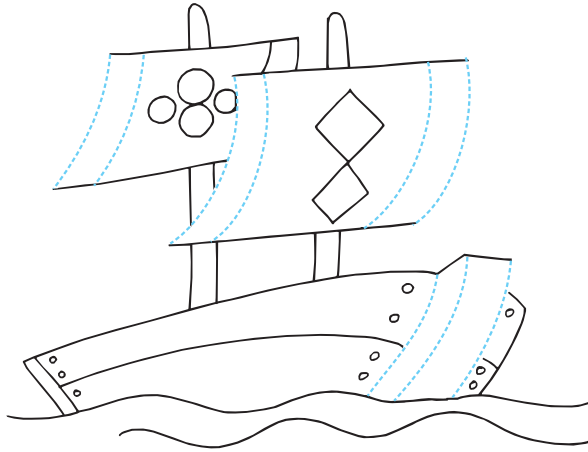


سلام،
روز به خیر!

کامل کن.



کامل کن و رنگ بزن.




بنویس.



خسته نباشی!




کامل کن.



کامل کن و رنگ بزن.

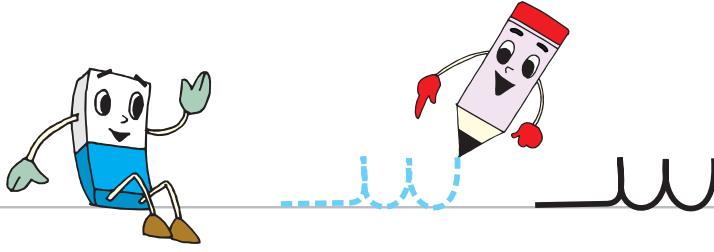


بنویس.




سلام،
روز به خیر!

کامل کن.



کامل کن و رنگ بزن.




بنویس.




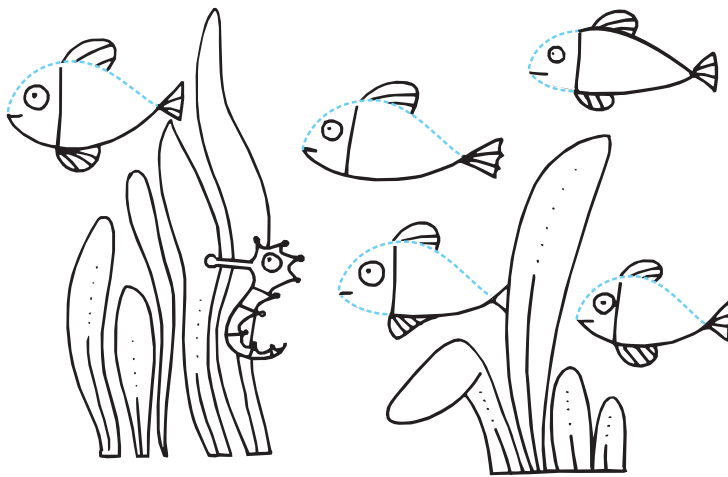


سلام!


کامل کن. 



کامل کن و رنگ بزن. 



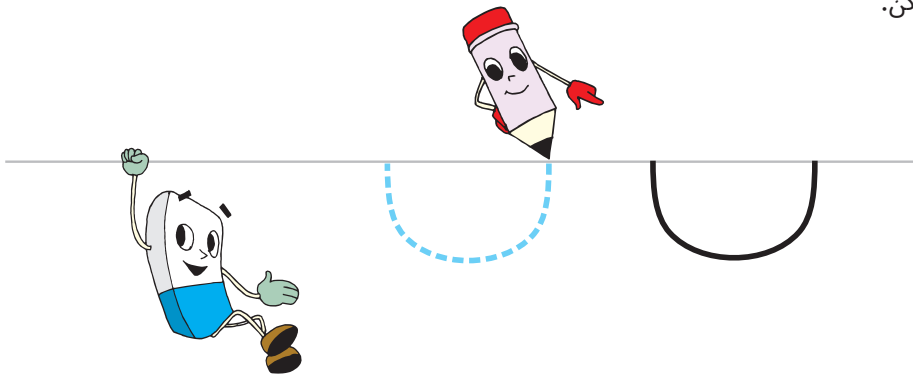
بنویس. 




سلامت باشی!

سلام،
روز به خیر!

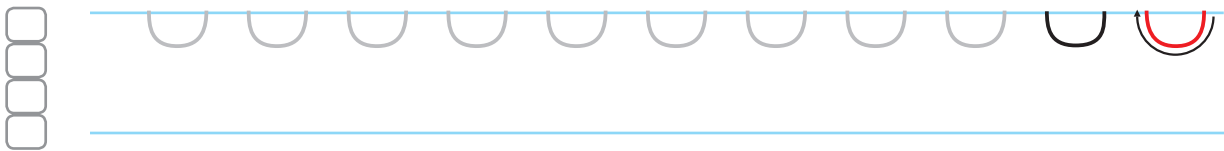
کامل کن.



کامل کن و رنگ بزن.




بنویس.




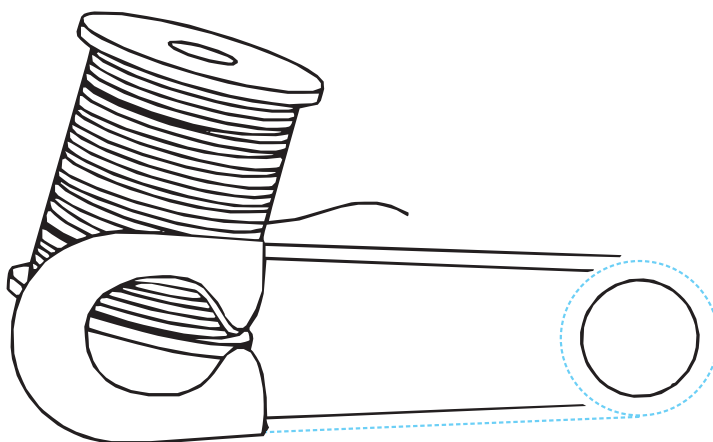
آفرین عزیزم!



کامل کن. 



کامل کن و رنگ بزن. 



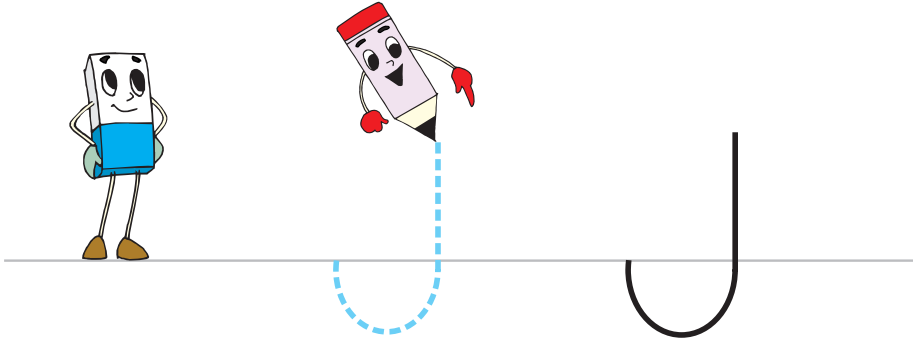
بنویس. 



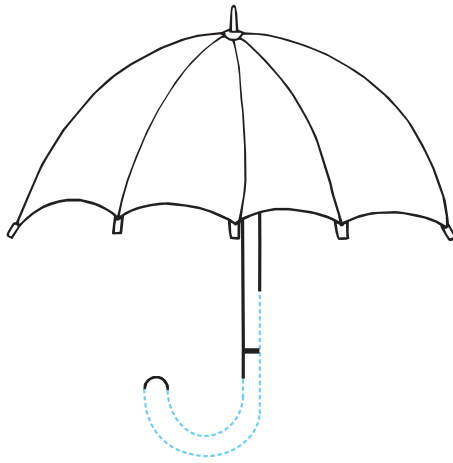
روزت به خیر!

سلام
هم شاگردی!

کامل کن.



کامل کن و رنگ بزن.

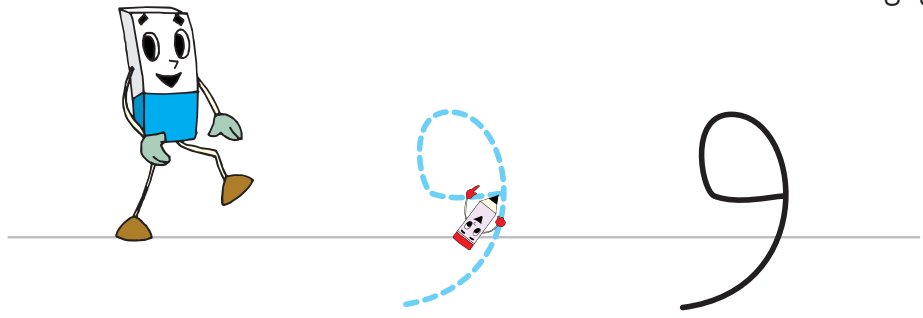



بنویس.

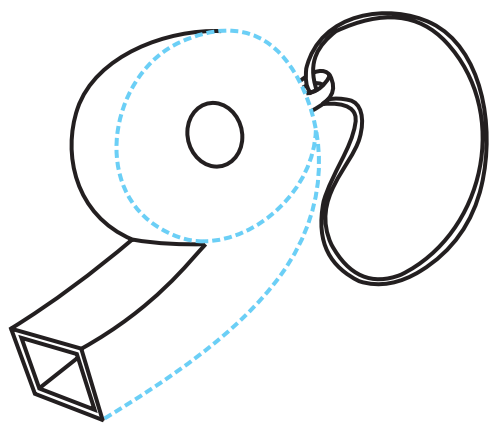





کامل کن. 



کامل کن و رنگ بزن. 

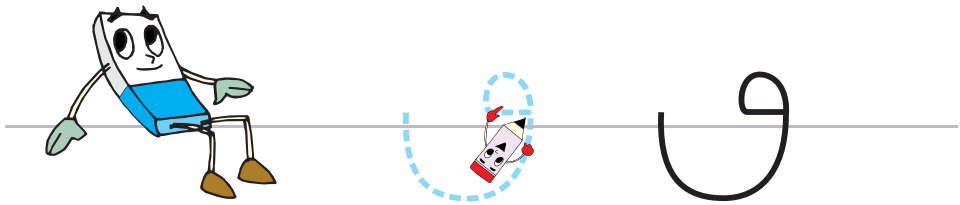


بنویس. 




دوست من
سلام!


کامل کن.



کامل کن و رنگ بزن.



بنویس.





با هم مهربان
باشیم!



کامل کن. 




کامل کن و رنگ بزن. 




بنویس. 



کامل کن.



کامل کن و رنگ بزن.

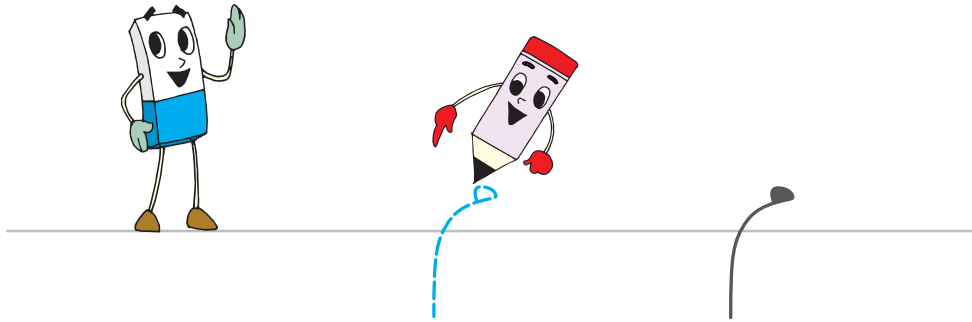



بنویس.






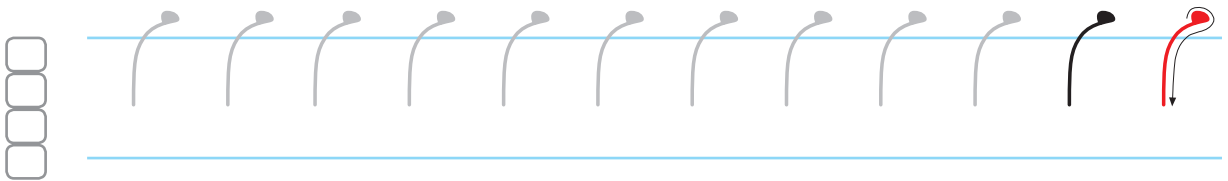
کامل کن. 



کامل کن و رنگ بزن. 

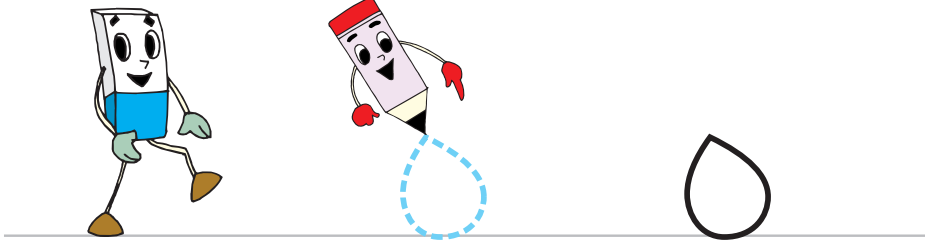


بنویس. 




هم کلاسی
سلام!

کامل کن.



کامل کن و رنگ بزن.



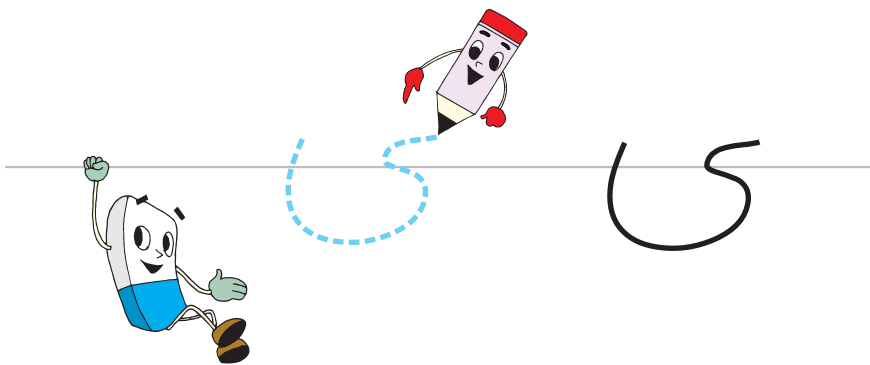
بنویس.




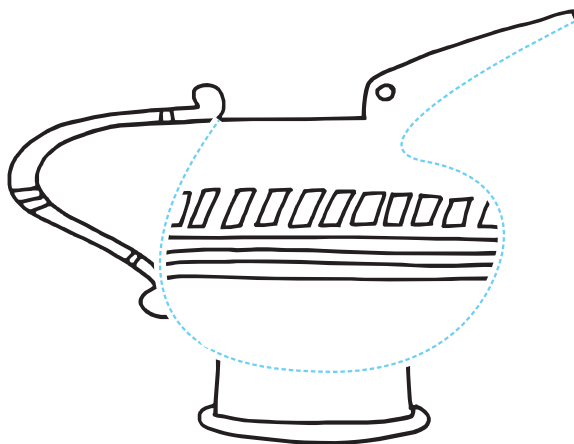
روز به خیر!



کامل کن. 




کامل کن و رنگ بزن. 



بنویس. 



ی ی ی ی ی ی ی ی ی ی ی





بنویس.

س س س س س س س س س س

Blank handwriting lines for practicing the letter 'س'.

ح ح ح ح ح ح ح ح ح ح

Blank handwriting lines for practicing the letter 'ح'.

ح ح ح ح ح ح ح ح ح ح

Blank handwriting lines for practicing the letter 'ح'.





ب ب ب ب ب ب ب ب

Blank handwriting lines for practicing the letter 'ب'.

ه ه ه ه ه ه ه ه

Blank handwriting lines for practicing the letter 'ه'.

و و و و و و و و

Blank handwriting lines for practicing the letter 'و'.

